



Home Remodels You Can Recycle

Since 90% of construction waste can be reused or recycled, embracing recycling and repurposing during your remodel not only boosts sustainability but also saves money. Transform your home and take a big step towards a greener future!



Kitchen Remodels

Cabinets: Refurbish, paint, or repurpose for garages or basements.

Countertops: Cut and reuse stone for bathroom vanities or coffee tables.

Appliances: Donate functional ones or recycle for materials.

Bathroom Remodels

Tiles: Clean and reuse for mosaics or garden paths.

Fixtures: Refurbish or donate sinks, bathtubs, and toilets.



Flooring

Hardwood: Refinish for new flooring or repurpose for furniture.

Carpet: Clean for reuse or cut into rugs; recycle through programs.

Doors and Windows

Doors: Refinish or repurpose as tabletops, headboards, or decor.

Windows: Use in greenhouses, as frames, or refurbish for energy efficiency.




Furniture

Tables, Chairs, Desks: Refurbish, paint, or reupholster.

Shelving, Bookcases: Reconfigure for new storage solutions.

Lighting Fixtures

Chandeliers, Lamps: Rewire, paint, or repurpose as decor.



Construction Materials

Bricks, Pavers: Clean and reuse for construction or landscaping.


Lumber: Use reclaimed wood for building or decorative elements.

Roofing

Metal Roofing: Recycle into new metal products.

Clay Tiles: Reuse for new roofing or garden edging.

Solar Panels: Install, reuse, or recycle for energy savings.




Plumbing Fixtures

Pipes: Recycle metal pipes or use for industrial-style decor.

Decorative Elements

Fireplace Mantels: Refinish or repurpose as shelves or statement pieces.



SANDIA MOUNTAIN SOLAR